



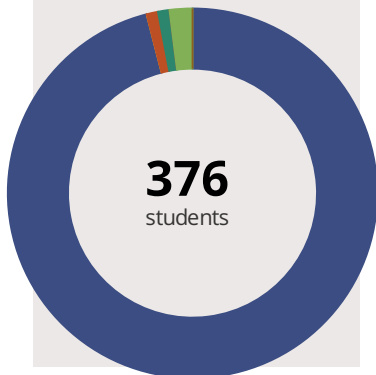
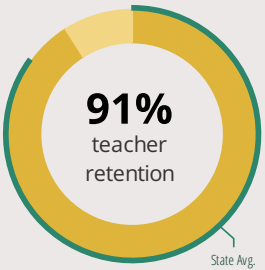
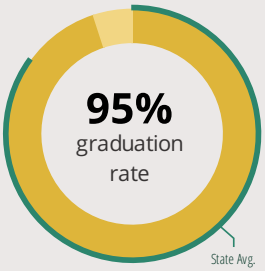
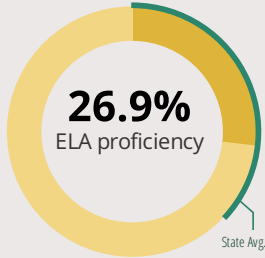
# Red Bud High School

815 Locust St Red Bud, IL 62278 (618) 282-3826

Grades: 9 - 12  
District: Red Bud CUSD 132

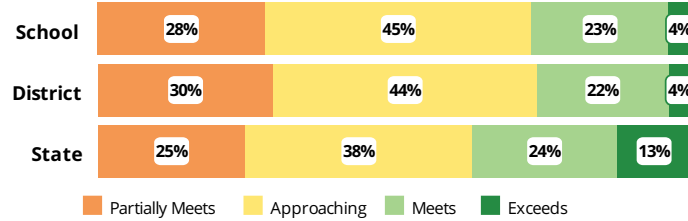
Principal: Mr. Robert Pipher  
Superintendent: Mr. Jonathan Tallman

## FAST FACTS



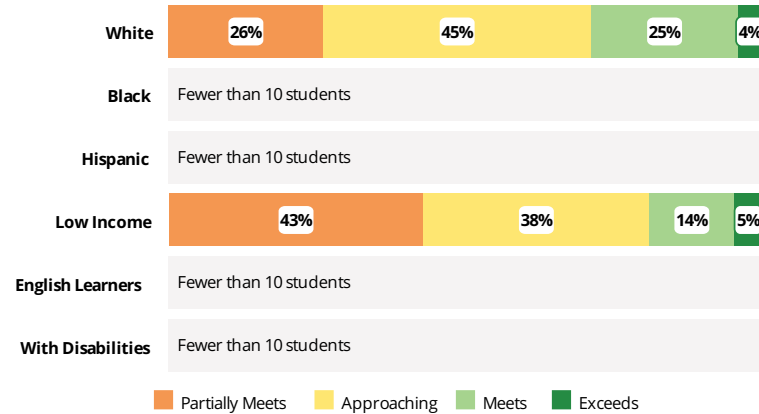
## Academic Success

High school students take the SAT in Math and English Language Arts. The display shows SAT ELA results in four performance levels.



## Success by Student Group

This display shows SAT ELA performance levels for each student group. No data is shown for groups with fewer than 10 students.



## Student Characteristics

White	96%	Low Income	34%
Black	0%	English Learners	1%
Hispanic	1%	With Disabilities	10%
Asian	1%	Homeless	6%
American Indian	0%		
Two or More Races	2%		
Pacific Islander	0%		

## School Environment



The **5Essentials Survey** allows students in grades 6-12 and all teachers to share their perspectives on essential conditions for learning. The anonymous survey consists of 5 components.

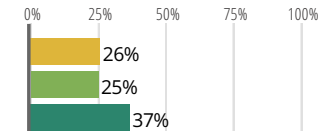
- Most implementation
- More implementation
- Average implementation
- Less implementation
- Least implementation
- Not Applicable/Low Response

Response Rates	
Students	71%
Teachers	93%

- Less** Effective Leaders  
Do principals and teachers implement a shared vision for success?
- Less** Collaborative Teachers  
Do teachers collaborate to promote professional growth?
- Average** Ambitious Instruction  
Are the classes challenging and engaging?
- Average** Supportive Environment  
Is the school safe, demanding, and supportive?
- Average** Involved Families  
Does the entire staff build strong external relationships?

## College Readiness

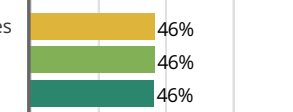
**Early College Coursework**  
Students taking early college coursework in grades 10, 11, and 12



**Postsecondary Enrollment**  
Students who enroll at colleges and universities



**Postsecondary Remediation** (lower is better)  
Students enrolled in Illinois community colleges who require remedial coursework





# Red Bud High School

## School Highlights

### Academic Courses

Auto-Body I, Automotive Technician I, Automotive Technician II, Band, Ceramics, Choir, Composition, Guitar, Home Economics/Family and Consumer Science, HVAC I, Law Enforcement I, Law Enforcement II, Literature, Music Theory, Newspaper/Yearbook, Nursing Assistant, Painting, Personal Finance, Photography, Piano, Psychology, Sociology, Spanish I, Spanish I-II, Spanish I-III, Spanish I-IV, Theater, Welding Technology I

### Physical Education, Health and Wellness

### Other Programs and Activities

### School Awards

### Career Development Courses and Programs

Accounting II, Accounting I, Agricultural Business Management, Agricultural Construction and Technology, Architectural Drafting I, Basic Agricultural Mechanics, Basic Agricultural Science, Business and Technology Concepts, Child Development and Parenting, Computer Concepts and Software Applications, Cooperative Education, Culinary Occupations I, Culinary Occupations II, Drafting, Family and Career Relationships, Horticultural Production & Management, Introduction to Technology and Engineerin...

### Athletics

### School Personnel Resources

Librarian/Media Specialist, School Guidance Counselor, Special Education Teacher

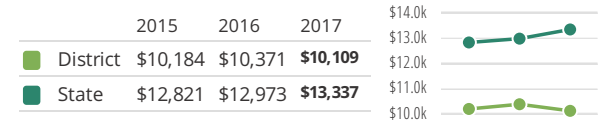
### Facilities

## District Finance

**Instructional Spending per Pupil** includes only the activities directly dealing with the teaching of students or the interaction between teachers and students.



**Operational Spending per Pupil** includes all costs for overall operations in this school's district, including Instructional Spending, but excluding summer school, adult education, capital expenditures, and long-term debt payments.



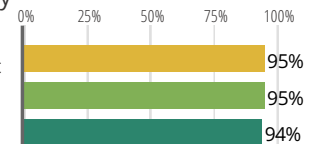
## Educator Measures

This school has had **2 principal(s)** over the past 6 years. In the last three years, an average of **91% of teachers** return to this school each year.

## Student Attendance and Mobility

### Attendance Rate

Rate at which students are present at school, not including excused or unexcused absences



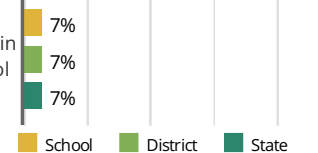
### Chronic Truancy Rate

Percentage of students who have been absent without valid reasons for 5% or more of regular school days



### Student Mobility

Percentage of students who transfer in or out of the school during the school year, not including graduates



## FOR MORE INFORMATION

Visit [IllinoisReportCard.com](http://IllinoisReportCard.com) to see additional details about each item of information for this school. There you will find charts spanning multiple years, detailed explanations, resources, more of the school's programs and activities, and powerful tools that let you dig deeper into data.

Most of this data has been collected by ISBE from school districts through data systems. Some information, such as the School Highlights, is entered directly by principals and can be updated throughout the year.